

Charter school Country Gardens Charter School  
 Charter name  
 \_\_\_\_\_  
 d.b.a. (as applicable)

County Maricopa CTDS number 078513000

FY 2022

State of Arizona

Charter School Annual Budget

Adopted  
 Version \_\_\_\_\_

By the Governing Board


We hereby certify that the budget for the school year 2022 was  
 Proposed June 15, 2021  
 Adopted June 28, 2021  
 Revised \_\_\_\_\_  
 Date

1. Total budgeted revenues for fiscal year 2021		\$	<u>4,304,859</u>
2. Estimated revenues by source for fiscal year 2022			
	Local	1000	\$ <u>83,800</u>
	Intermediate	2000	\$ _____
	State	3000	\$ <u>3,856,049</u>
	Federal	4000	\$ <u>740,000</u>
	TOTAL		\$ <u>4,679,849</u>

Charter school contact employee: Goldie Burge  
 Telephone: 623-900-2230 Email: gcountrygardens@aol.com

The FY 2022 budget file for the version described at left will be uploaded  
 through the Common Logon on ADE's website by June 29, 2022  
Type the date as MM/DD/YYYY

  
 School official signature

  
 School official signature

Goldie Burge  
 School official (typed name)

Catherine Gerber  
 School official (typed name)


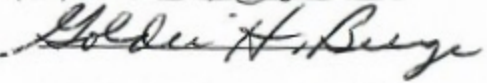
Average teacher salary (A.R.S. §15-189.05)

Check box if the school is new and will begin operations in FY 2022.

1. Average salary of all teachers employed in budget year 2022	\$	<u>51,756</u>
2. Average salary of all teachers employed in prior year 2021	\$	<u>47,291</u>
3. Increase in average teacher salary from the prior year 2021	\$	<u>4,465</u>
4. Percentage increase		<u>9.4%</u>

Comments on average salary calculation (optional):  
 \_\_\_\_\_  
 \_\_\_\_\_  
 \_\_\_\_\_

5. Average salary of all teachers employed in FY 2018	\$	<u>43,210</u>
6. Total percentage increase in average teacher salary since FY 2018		<u>19.8%</u>

	<u>Board Member</u>
	<u>Bd. Member</u>
_____	_____
_____	_____
_____	_____
_____	_____
Signed	Title

Charter school Country Gardens Charter School

County Maricopa

CTDS number 078513000

**Charter contact information**

	Prefix	First name	Last name	Email address	Telephone number	Extension
Charter Representative		Goldie	Burge			
Charter Representative		Catherine	Gerber			
Executive Assistant to Charter Representative						
Business Manager		Rick	Roberts			
Business Consultant		Rose	Contreras			
AzEDS/ADM Data Coordinator		Kimberly	Way			
SPED Data Coordinator		Gabriel	Gabriel			
Poverty Coordinator						
Assessments Coordinator		Amber	Campbell			
Curriculum Coordinator		Jennifer	Burge			
Information Technology (IT) Director						
Governing Board Member		Goldie	Burge			
Governing Board Member		Catherine	Gerber			
Governing Board Member		Carla	LoCicero			
Governing Board Member						
Governing Board Member						
Governing Board Member						
Governing Board Member						
Governing Board Member						

Student Information System (SIS) Vendor

Accounting Information System

Is the Charter exempt from the Uniform System of Financial Records for Charter Schools (USFRCS)?

Charter's website address

Expenses		Salaries 6100	Employee benefits 6200	Purchased services 6300, 6400, 6500	Supplies 6600	Other 6800	Totals		% Increase/ decrease
							Prior year 2021	Budget year 2022	
<b>1000 Schoolwide Project and 1500-1999 Other Special Projects</b>									
100 Regular education									
1000 Instruction	1.			1,459,970	47,793		1,243,039	1,507,763	21.3%
Support services									
2100 Students	2.			9,466		793	9,532	10,259	7.6%
2200 Instruction	3.						0	0	
2300 General administration	4.						0	0	
2400 School administration	5.			421,142	38,898	11,182	554,727	471,222	-15.1%
2500 Central services	6.			84,260			80,660	84,260	4.5%
2600 Operation & maintenance of plant	7.			929,663	116,544	270	1,090,648	1,046,477	-4.0%
2900 Other support services	8.						0	0	
3000 Operation of noninstructional services	9.			4,656	64,108	3,863	96,396	72,627	-24.7%
4000 Facilities acquisition & construction	10.						0	0	
5000 Debt service	11.						0	0	
610 School-sponsored cocurricular activities	12.						0	0	
620 School-sponsored athletics	13.						0	0	
630, 700, 800, 900 Other programs	14.						0	0	
Subtotal (lines 1-14)	15.	0	0	2,909,157	267,343	16,108	3,075,002	3,192,608	3.8%
200 Special education									
1000 Instruction	16.						802	0	-100.0%
Support services									
2100 Students	17.			40,600			39,766	40,600	2.1%
2200 Instruction	18.						0	0	
2300 General administration	19.						0	0	
2400 School administration	20.						0	0	
2500 Central services	21.						0	0	
2600 Operation & maintenance of plant	22.						0	0	
2900 Other support services	23.						0	0	
3000 Operation of noninstructional services	24.						0	0	
4000 Facilities acquisition & construction	25.						0	0	
5000 Debt service	26.						0	0	
Subtotal (lines 16-26)	27.	0	0	40,600	0	0	40,568	40,600	0.1%
400 Pupil transportation	28.			778,388	39,813	100	649,600	818,301	26.0%
530 Dropout prevention programs	29.						0	0	
540 Joint career & technical ed. & vocational ed. center	30.						0	0	
550 K-3 Reading	31.			21,012			25,835	21,012	-18.7%
Subtotal (lines 15 and 27-31)	32.	0	0	3,749,157	307,156	16,208	3,791,005	4,072,521	7.4%
1010 Classroom Site Project (from page 3, line 6)	33.	217,593	17,407	0	0	0	234,777	235,000	0.1%
1020 Instructional Improvement Project (from page 2, line 5)	34.						16,472	16,472	0.0%
1071 English Language Learner Project (from page 4, line 11)	35.	0	0	0	0	0	0	0	
1072 Compensatory Instruction Project (from page 4, line 22)	36.	0	0	0	0	0	0	0	
1100-1499 Federal and State projects (from page 2, line 33)	37.						419,779	740,000	76.3%
Total (lines 32-37)	38.	217,593	17,407	3,749,157	307,156	16,208	4,462,033	5,063,993	13.5%

**Federal and State projects**

	Prior year 2021	Budget year 2022	
<b>1100-1399 Federal projects</b>			
1. 1100-1130 ESEA Title I-Helping Disadvantaged Children	186,855	159,433	1.
2. 1140-1150 ESEA Title II-Prof. Dev. And Technology	0		2.
3. 1160 ESEA Title IV-21st Century Schools	0		3.
4. 1170-1180 ESEA Title V-Promote Informed Parent Choice	0		4.
5. 1190 ESEA Title III-Limited Eng. & Immigrant Students	0	7,000	5.
6. 1200 ESEA Title VII-Indian Education	0		6.
7. 1210 ESEA Title VI-Flexibility and Accountability	0		7.
8. 1220 IDEA, Part B	65,821	48,381	8.
9. 1230 Johnson-O'Malley	0		9.
10. 1240 Workforce Investment Act	0		10.
11. 1250 AEA-Adult Education	0		11.
12. 1260-1270 Vocational Education-Basic Grants	0		12.
13. 1280 ESEA Title X-Homeless Education	0		13.
14. 1290 Medicaid Reimbursement	0		14.
15. 1300 Charter School Implementation Proj. (Stimulus)	0		15.
16. 13__ Impact Aid	0		16.
17. <b>1310-1399 Other Federal Projects</b>	167,103	525,186	17.
18. Total federal projects (lines 1-17)	419,779	740,000	18.
<b>1400-1499 State projects</b>			
19. 1400 Vocational Education	0		19.
20. 1410 Early Childhood Block Grant	0		20.
21. 1420 Extended School Year-Pupils with Disabilities	0		21.
22. 1425 Adult Basic Education	0		22.
23. 1430 Chemical Abuse Prevention Programs	0		23.
24. 1435 Academic Contests	0		24.
25. 1450 Gifted Education	0		25.
26. <b>1456 College Credit Exam Incentives</b>	0		26.
27. <b>1457 Results-based Funding</b>	0		27.
28. 1460 Environmental Special Plate	0		28.
29. 1465 Charter School Stimulus Fund	0		29.
30. <b>14__ Arizona Industry Credentials Incentive</b>	0		30.
31. 1470-1499 Other State Projects	0		31.
32. Total State projects (lines 19-31)	0	0	32.
33. Total federal and State projects (lines 18 and 32)	419,779	740,000	33.
<b>Capital acquisitions</b>			
	Prior year	Budget year	
1. <b>0181 Intangible assets</b>			1.
2. 0191 Land and land improvements	0		2.
3. 0192 Site improvements	0	100,000	3.
4. 0194 Buildings and building improvements	0	360,362	4.
5. 0196 Equipment	0		5.
6. 0198 Construction in progress	0		6.
7. Total capital acquisitions (lines 1-6)	0	460,362	7.
8. Total capital acquisitions, if any, budgeted on lines 1-6 above for the K-3 Reading Program	0		8.

**Special education programs by type**

	Program 200 prior year 2021	Program 200 budget year 2022	
1. <b>Total all disability classifications</b>	40,568	40,600	1.
2. Gifted education	0		2.
3. ELL incremental costs	0		3.
4. ELL compensatory instruction	0		4.
5. Remedial education	0		5.
6. Vocational and technical ed.	0		6.
7. Career education	0		7.
8. Total (lines 1-7)	40,568	40,600	8.
9. <b>Expenses budgeted for transporting students with disabilities (as defined in A.R.S. §15-761) unique to the IEP</b>			9.

**Instructional Improvement Project**

Indicate amounts budgeted in Project 1020 for the following:

	Prior year 2021	Budget year 2022	
1. Teacher compensation increases	0		1.
2. Class size reduction	0		2.
3. <b>Dropout prevention programs</b>	0		3.
4. <b>Instructional improvement programs</b>	16,472	16,472	4.
5. Total Instructional Improvement (lines 1-4)	16,472	16,472	5.

**Proposed ratios for special education**

Teacher-pupil 1 to \_\_\_\_\_  
Staff-pupil 1 to \_\_\_\_\_

**Selected expenses by type**  
(Must be included on page 1)

Audit services 17,560  
Classroom instruction 2,022,799

**State equalization assistance budgeted for food service expenses**

Enter the amount of State equalization assistance budgeted for food service, function 3100: 0

**Debt service**

Interest 6850 0  
Redemption of principal 0

**Estimated full-time equivalent teachers [A.R.S. §15-903(E)(2)]**

	Prior year 2021	Budget year 2022	
1. Number of full-time equivalent certified teachers			1.
2. Number of full-time equivalent noncertified teachers			2.
3. Number of full-time equivalent contract teachers		31.00	3.

Expenses		Salaries 6100	Employee benefits 6200	Purchased services 6300, 6400, 6500	Supplies 6600	Totals		% Increase/ decrease
						Prior year 2021	Budget year 2022	
<b>Classroom Site Project 1010</b>								
1000 Instruction	1.	217,593	17,407			234,777	235,000	0.1%
2100 Support services—students	2.					0	0	
2200 Support services—instruction	3.					0	0	
2300 Support services—general administration	4.					0	0	
3300 Community services operations	5.					0	0	
Total Classroom Site Project (lines 1-5)	6.	217,593	17,407	0	0	234,777	235,000	0.1%

**Classroom Site Project 1010 budgeted property payments**

Property disbursements	
Interest 6850	
Redemption of principal	

Charter School Country Gardens Charter School

County Maricopa

CTDS number 078513000

Expenses	Number of personnel		Salaries 6100	Employee benefits 6200	Purchased services 6300, 6400, 6500	Supplies 6600	Other 6800	Totals		% Increase/ decrease
	Prior year	Budget year						Prior year 2021	Budget year 2022	
<b>English Language Learner Project - 1071</b>										
260 Special education—ELL incremental costs										
1000 Instruction	1.	0.00						0	0	1.
Support services										
2100 Students	2.	0.00						0	0	2.
2200 Instruction	3.	0.00						0	0	3.
2300 General administration	4.	0.00						0	0	4.
2400 School administration	5.	0.00						0	0	5.
2500 Central services	6.	0.00						0	0	6.
2600 Operation & maintenance of plant	7.	0.00						0	0	7.
2900 Other support services	8.	0.00						0	0	8.
Program 260 subtotal (lines 1-8)	9.	0.00	0.00	0	0	0	0	0	0	9.
430 Pupil Transportation—ELL incremental costs										
Support services										
2700 Student transportation	10.	0.00						0	0	10.
Total expenses (lines 9 and 10)	11.	0.00	0.00	0	0	0	0	0	0	11.

Expenses	Number of personnel		Salaries 6100	Employee benefits 6200	Purchased services 6300, 6400, 6500	Supplies 6600	Other 6800	Totals		% Increase/ decrease
	Prior year	Budget year						Prior year 2021	Budget year 2022	
<b>Compensatory Instruction Project - 1072</b>										
265 Special education—ELL compensatory instruction										
1000 Instruction	12.	0.00						0	0	12.
Support services										
2100 Students	13.	0.00						0	0	13.
2200 Instruction	14.	0.00						0	0	14.
2300 General administration	15.	0.00						0	0	15.
2400 School administration	16.	0.00						0	0	16.
2500 Central services	17.	0.00						0	0	17.
2600 Operation & maintenance of plant	18.	0.00						0	0	18.
2900 Other support services	19.	0.00						0	0	19.
Program 265 subtotal (lines 12-19)	20.	0.00	0.00	0	0	0	0	0	0	20.
435 Pupil transportation—ELL compensatory instruction										
Support services										
2700 Student transportation	21.	0.00						0	0	21.
Total expenses (lines 20 and 21)	22.	0.00	0.00	0	0	0	0	0	0	22.

FY 2022 Summary of charter school proposed budget

CTDS number 078513000

	Totals		% Increase/decrease
	Prior year 2021	Budget year 2022	
<b>1000 Schoolwide Project</b>			
100 Regular education			
1000 Instruction	1,243,039	1,507,763	21.3%
Support services			
2100 Students	9,532	10,259	7.6%
2200 Instruction	0	0	
2300 General administration	0	0	
2400 School administration	554,727	471,222	-15.1%
2500 Central services	80,660	84,260	4.5%
2600 Operation & maintenance of plant	1,090,648	1,046,477	-4.0%
2900 Other support services	0	0	
3000 Operation of noninstructional services	96,396	72,627	-24.7%
4000 Facilities acquisition & construction	0	0	
5000 Debt service	0	0	
610 School-sponsored cocurricular activities	0	0	
620 School-sponsored athletics	0	0	
630, 700, 800, 900 Other programs	0	0	
Regular education subtotal	3,075,002	3,192,608	3.8%
200 Special education			
1000 Instruction	802	0	-100.0%
Support services			
2100 Students	39,766	40,600	2.1%
2200 Instruction	0	0	
2300 General administration	0	0	
2400 School administration	0	0	
2500 Central services	0	0	
2600 Operation & maintenance of plant	0	0	
2900 Other support services	0	0	
3000 Operation of noninstructional services	0	0	
4000 Facilities acquisition & construction	0	0	
5000 Debt service	0	0	
Special education subtotal	40,568	40,600	0.1%
400 Pupil transportation	649,600	818,301	26.0%
530 Dropout prevention programs	0	0	
540 Joint career & tech. ed. & voc. ed. center	0	0	
550 K-3 Reading	25,835	21,012	-18.7%
Total	3,791,005	4,072,521	7.4%

The budget of Country Gardens Charter School for fiscal year 2022 was officially proposed by the Governing Board on June 15, 2021. The complete budget may be reviewed by contacting Goldie Burge at 6239002230 or gcountrygardens@aol.com.

	Totals		% Increase/decrease
	Prior year 2021	Budget year 2022	
<b>Special education programs</b>			
Total all disability classifications	40,568	40,600	0.1%
Gifted education	0	0	
ELL incremental costs	0	0	
ELL compensatory instruction	0	0	
Remedial education	0	0	
Vocational and technical ed.	0	0	
Career education	0	0	
Total	40,568	40,600	0.1%

<b>Expenses by project</b>			
	Totals		% Increase/decrease
	Prior year 2021	Budget year 2022	
Schoolwide	3,791,005	4,072,521	7.4%
Classroom Site Project	234,777	235,000	0.1%
Instructional Improvement	16,472	16,472	0.0%
English Language Learner	0	0	
ELL Compensatory Instruction	0	0	
Federal projects	419,779	740,000	76.3%
State projects	0	0	
Capital acquisitions	0	460,362	
Total expenses	4,462,033	5,524,355	23.8%

<b>Average teacher salary</b>	
Average salary of all teachers employed in the budget year 2022	51,756
Average salary of all teachers employed in the prior year 2021	47,291
Increase in average teacher salary from the prior year 2021	4,465
Percentage increase	9.4%
Comments on average salary calculation (optional):	
Average salary of all teachers employed in FY 2018	43,210
Total percentage increase in average teacher salary since FY 2018	19.8%

**Base support level weights (Group A weights) [A.R.S. §§15-943 and 15-185]**

Please **uncheck** each box that **does not** apply. Unchecking a box indicates the criteria does not apply to the charter school. If all boxes are unchecked, the small school weight adjustment does not apply to the school.

For any boxes that are checked, please provide the required additional information described. Failure to provide complete and accurate information may result in inaccurate State aid calculations and future corrections/ADM audit findings.

Charter schools not sponsored by the Arizona State Board for Charter Schools should contact ADE's School Finance payment team by email at [SFPaymentTeam@azed.gov](mailto:SFPaymentTeam@azed.gov).

		Additional information
<input type="checkbox"/>	The organizational structure or management agreement of your charter holder requires your charter holder or charter school to contract with a specific management company.	No additional information required
<input type="checkbox"/>	The governing body of your charter holder has identical membership to another charter holder in this State.	No additional information required
<input type="checkbox"/>	Your charter holder is a subsidiary of a corporation that has other subsidiaries that are charter holders in this State.	No additional information required
<input type="checkbox"/>	Your charter holder holds more than 1 charter in this State.	

**Individual charter school counts**

Enter total student counts for the charter school for PSD, K-8, and 9-12 students. Student count must be estimated student counts based on actual registration of students. Actual registration of PSD and kindergarten students should be divided by 2 to get estimated student counts for kindergarten. After the 100th day in session, the ADE FY 2022 ADM20 - Summary Adjusted ADM Report for the 100th day should be used, available via ADE Connect, AzEDS Portal. Schools approved to provide 200 days of instruction will adjust their FY 2023 budget for discrepancies between the FY 2022 100th-day and 200th-day student counts. (The Total K-UE report is used for K-8 and/or 9-12)

PSD-12 student count	PSD	K-8	9-12
Non-AOI student count		332,000	83,000
Full-time AOI student count	+		+
Part-time AOI student count	+		+
Total student count	= 0.000	= 332,000	= 83,000

**Charter holder total charter school counts (complete only if 1 or more criteria above are checked)**

Enter total student counts for PSD, K-8, and 9-12 students for all of the charter holder's affiliated charter schools. This table must be completed unless all boxes have been unchecked to indicate that the charter holder has no affiliated charter schools.

PSD-12 student count	PSD	K-8	9-12
Non-AOI student count			
Full-time AOI student count	+		+
Part-time AOI student count	+		+
Total student count	= 0.000	= 0.000	= 0.000

**Support level weights (Group B weights)-[A.R.S. §§15-943, 15-185 & 15-808]**

**Student count add-ons**

Before the 100th day in session, schools may use estimated student counts based on actual registration of students to determine the add-on weighted counts or counts may be left blank. After the 100th day in session for all schools, the student counts to determine the add-on weighted counts should be obtained from the following ADE reports:

K-3 and K-3 Reading: ADM20—Summary Adjusted ADM Report

ELL: English Learners (ELL) Students Served in Programs Under A.R.S. §15-754, ELL20—English Language Learner Average Daily Membership Summary Report

Children with Disabilities: SPED20—Special Education Average Daily Membership Summary Report

	Non-AOI student count	AOI full-time student count	AOI part-time student count
1. K-3 Reading	126,000		
2. K-3	126,000		
3. English Learners (ELL)	24,000		
4. Hearing Impairment (HI)	1,000		
5. MD-R, A-R, and SID-R (1)	7,000		
6. MD-SC, A-SC, and SID-SC (2)			
7. Multiple Disabilities Severe Sensory Impairment			
8. Orthopedic Impairment (Resource)	0,500		
9. Orthopedic Impairment (Self Contained)			
10. Preschool-Severe Delay (P-SD)			
11. DD, ED, MIID, SLD, SLI, and OHI (3)	20,000		
12. Emotional Disability (Private)			
13. Moderate Intellectual Disability (MOID)			
14. Visual Impairment (VI)	1,000		
15. Total weighted student count (lines 1 through 14)	305,500	0,000	0,000

**NOTES:**

- (1) MD-R (Multiple Disabilities-Resource), A-R (Autism-Resource), and SID-R (Severe Intellectual Disability-Resource)
- (2) MD-SC (Multiple Disabilities-Self-Contained), A-SC (Autism-Self-Contained), and SID-SC (Severe Intellectual Disability-Self-Contained)
- (3) DD (Developmental Delay for children in kindergarten through age 10), ED (Emotional Disabilities), MIID (Mild Intellectual Disability), SLD (Specific Learning Disability), SLI (Speech/Language Impairment), and OHI (Other Health Impairments)

**Base support level adjustments [A.R.S. §§15-943 & 15-185]**

1.  Check box if the school has been approved to provide 200 days of instruction by ADE.

A.R.S. §15-902.04 allows schools that provide 200 days of instruction to increase the base level amount by 5 percent. To be eligible for this increase in funding, the school must be approved for 200 days of instruction by ADE and its sponsor. Schools must receive approval from ADE for FY 2022 prior to June 1, 2021. Please contact ADE's School Finance account analyst team by email with questions concerning 200 days of instruction at [SFAAnalystTeam@azed.gov](mailto:SFAAnalystTeam@azed.gov).

2. Decrease for federal and State monies received for M&O purposes \$ \_\_\_\_\_  
 Enter the amount received from federal or State agencies for basic maintenance and operation of the school (except for ESEA Title VIII). Do not include federal or State grants that are received for a specific purpose. (A.R.S. §15-185)

In accordance with A.R.S. §15-185(P), the Auditor General has determined that the following federal monies meet the definition of "monies intended for the basic maintenance and operations of the school" (as referred to in that subsection), that must be used to reduce the base support level and State equalization assistance, as directed by A.R.S. §15-185(D). This list is not necessarily all-inclusive. The Auditor General may determine in the future that other federal or State grants meet the definition of "monies intended for the basic maintenance and operations of the school."

- 1. Indian School Equalization Program entitlements received for:
  - Instructional costs (basic program, gifted & talented programs, and small school adjustment)
  - Bilingual instruction costs (supplemental programs—bilingual program)
  - Exceptional child education costs (exceptional child programs)
  - Student Transportation Fund costs
  - School Board Training Fund costs (school board supplement)

Indian School Equalization Program entitlements received for boarding costs, dormitory costs, intense residential guidance costs, and pre-kindergarten costs would not be subject to the reduction.

2. Administrative cost grant entitlements received.

3. FY 2020 nonfederal audit service actual expense \$ 17,560.00  
 Schools must include audit costs for FY 2022 under "Selected expenses by type" on Budget page 2 to receive this increase. Enter the amount expended for audit services in FY 2020 from nonfederal monies to obtain the allowable increase in BSL for the budget year. Do not include the costs of consulting or other nonaudit services paid to audit firms (e.g., application fees paid for submission of school's reports to ASBO and GFOA for certification or for the preparation of the Meritorious Budget Award application to ASBO). A.R.S. §15-914(F) allows schools to increase their base support levels if audit costs will be incurred for the budget year.

4. FY 2020 federal audit service actual expense \$ \_\_\_\_\_  
 Enter the amount expended for audit services in FY 2020 from federal monies. Do not include the costs of consulting or other nonaudit services paid to audit firms (e.g., application fees paid for submission of school's reports to ASBO and GFOA for certification or for the preparation of the Meritorious Budget Award application to ASBO).

5. Adjustment for remote instructional time [A.R.S. §15-901.08, as added by Laws 2021, Ch.299, §4] \$ \_\_\_\_\_  
 This line should be left blank for budget adoption. If a school provides instructional time in a remote setting beyond the thresholds prescribed in A.R.S. §15-901.08(C)(3)(b)(i) in any school year, ADE shall calculate the total percentage of remote instructional time that exceeded the threshold and fund that percentage of the base support level at 95 percent of the base support level that would otherwise be calculated for the school. ADE will notify schools of the adjustment amount, if any. Enter the amount provided by ADE, if any, as a negative number.

**Increase for allocation of additional funding [2016 Prop 123 & Laws 2015, 1st S.S., Ch.1, §6]**

1. School's percent of state-wide weighted student count \$ 0.0004  
 Enter the school's percentage of state-wide weighted student count as reported on page 1 of its most recent Classroom Site Project Detail Report. Classroom Site Project Detail Reports can be accessed at <http://apps.azed.gov/SchoolFinanceReports/Reports>. Amounts should be entered as a decimal. For example 0.0601% should be entered as 0.000601.



**Base support level weights calculation [A.R.S. §§15-943 and 15-185]**

<b>Table 1 - Individual charter school counts</b>		
Support level weights to be used for:	K-8	9-12
Student count 0.001-99.999 Support level weight	1.399	1.559
Student count 100.000-499.999		
Student count constant	500.000	500.000
Student count	- 332	- 0
Difference	= 168.000	= 0.000
Weight adjustment factor	x 0.0003	x 0.0004
Support level weight increase	= 0.05	= 0
Support level weight constant	+ 1.278	+ 1.398
Support level weight	= 1.328	= 0
Student count 500.000-599.999		
Student count constant	600.000	600.000
Student count	- 0	- 0
Difference	= 0.000	= 0.000
Weight adjustment factor	x 0.0012	x 0.0013
Support level weight increase	= 0	= 0
Support level weight constant	+ 1.158	+ 1.268
Support level weight	= 0	= 0
Student count 600.000 or more Support level weight	1.158	1.268

<b>Table 2 - Charter holder total charter school counts (only calculated if 1 or more criteria are checked on the Data Entry tab)</b>		
Support level weights to be used for:	K-8	9-12
Student Count 0.001-99.999 Support level weight	1.399	1.559
Student count 100.000-499.999		
Student count constant	500.000	500.000
Student count	- 0	- 0
Difference	= 0.000	= 0.000
Weight adjustment factor	x 0.0003	x 0.0004
Support level weight increase	= 0	= 0
Support level weight constant	+ 1.278	+ 1.398
Support level weight	= 0	= 0
Student count 500.000-599.999		
Student count constant	600.000	600.000
Student count	- 0	- 0
Difference	= 0.000	= 0.000
Weight adjustment factor	x 0.0012	x 0.0013
Support level weight increase	= 0	= 0
Support level weight constant	+ 1.158	+ 1.268
Support level weight	= 0	= 0
Student count 600.000 or more Support level weight	1.158	1.268

**Support level difference used to calculate small school weight adjustment**

1. Support level weight from Table 1	1.328	1.559
2. Support level weight from Table 2 (based on small school weight eligibility)	0	0
3. Difference in support level weight	0.000	0.000

**Small school weight adjustment (shown on CHAR 64-1)**

	K-8	9-12
1. Non-AOI student count	332.000	83.000
2. FT AOI student count, funded at 95% (A.R.S. §15-808(F)(1))	0.000	0.000
3. PT AOI student count, funded at 85% (A.R.S. §15-808(F)(1))	0.000	0.000
4. Total unweighted student count	332.000	83.000
5. Difference in support level weight	0.000	0.000
6. Difference in Group A weighted student count for small school weight adjustment	0.000	0.000
7. Adjusted base level amount (A.R.S. §15-901, as amended by Laws 2020, Ch. 49, §2)	\$ 4,305.73	\$ 4,305.73
8. Reduction to base level amount provided by small school weight (A.R.S. §15-185)	\$ 0.00	\$ 0.00
9. Total K-8 and 9-12 reduction to base support level for small school weight adjustment		\$ 0.00

**Base support level amounts from total K-3 and total K-3 Reading weighted student counts**

A.R.S. §15-211 requires schools to submit a plan to ADE by October 1 for improving the reading proficiency of its pupils in kindergarten programs and grades 1-3. The plan must include a budget for spending monies from both the K-3 and K-3 Reading support level weights. Schools must use monies generated by the K-3 Reading weight only on instructional purposes intended to improve reading proficiency for pupils in kindergarten through 3rd grade with particular emphasis on pupils in kindergarten through 2nd grade. The K-3 Reading weight will only be included in the School's CHAR 55-1 after the School's K-3 Reading Program Plan is approved by the State Board of Education. Contact ADE's Move on When Reading program area with questions at <http://www.azed.gov/mowr/>

Total weighted student count				
	K-3	K-3 Reading		
Non-AOI	7.560	5.040		
AOI FT*	0.000	0.000		
AOI PT*	0.000	0.000		
Total	7.560	5.040	K-3	\$ 32,551.32
			K-3 Reading	\$ 21,700.88

\*AOI counts shown reflect applicable full-time or part-time funding ratio.

**Increase for allocation of additional funding [2016 Prop 123 & Laws 2015, 1st S.S., Ch.1, §6]**

2016 Prop 123 and Laws 2015, 1st S.S., Ch.1, §6, provides total additional funding of \$75 million to districts and charter schools on a pro rata basis. The estimated increase in additional funding is provided below. However, actual amounts will vary, and ADE will notify schools of the final amounts. Schools should include these monies in their Schoolwide Project Budget. These monies may be expended for any allowable school purpose.

1. Estimated allocation of additional Prop 123 funding	\$ 30,000.00
--	--------------

**Adjusted equalization assistance base (shown on CHAR 64-1)**

1. Equalization base/assistance (from CHAR55 tab)	\$ 3,573,049.49
2. Total K-8 and 9-12 reduction to base support level for small school weight adjustment	\$ 0.00
3. Total	\$ 3,573,049.49

**Basic calculations for equalization assistance  
for charter schools  
FY 2022**

<b>Non-AOI student counts</b>	<b>PSD</b>	<b>K-8</b>	<b>9-12</b>	<b>Total</b>
FY 2022 estimated student count	0.000	332.000	83.000	415.000

<b>Weighted student counts</b>	<b>Student count</b>		<b>Support level weight</b>		<b>Weighted student count</b>
PSD	0.000	x	1.450	=	0.000
K-8	332.000	x	1.328	=	440.896
9-12	83.000	x	1.559	=	129.397
<b>Subtotal</b>	<b>415.000</b>				<b>570.293</b>

<b>Add-ons</b>	<b>Estimated 40th day FY 2022 ADM</b>		<b>Support level weight</b>		<b>Total student count add-on</b>
K-3 Reading	126.000	x	0.040	=	5.040
K-3	126.000	x	0.060	=	7.560
ELL	24.000	x	0.115	=	2.760
HI	1.000	x	4.771	=	4.771
MD-R, A-R, SID-R	7.000	x	6.024	=	42.168
MD-SC, A-SC, SID-SC	0.000	x	5.833	=	0.000
MDSSI	0.000	x	7.947	=	0.000
OI R	0.500	x	3.158	=	1.579
OI SC	0.000	x	6.773	=	0.000
P-SD	0.000	x	3.595	=	0.000
DD, ED, MIID, SLD, SLI, OHI	20.000	x	0.003	=	0.060
EDP	0.000	x	4.822	=	0.000
MOID	0.000	x	4.421	=	0.000
VI	1.000	x	4.806	=	4.806
<b>Total weighted add-on count</b>					<b>68.744</b>

Basic calculations for equalization assistance  
for charter schools  
FY 2022

<u>AOI full-time student counts</u>	<u>K-8</u>	<u>9-12</u>	<u>Total</u>
FY 2022 estimated student count	0.000	0.000	0.000

<u>Weighted student counts</u>	<u>Student count</u>		<u>Support level weight</u>		<u>Weighted student count</u>
K-8	0.000	x	1.328	=	0.000
9-12	0.000	x	1.559	=	0.000
<b>Subtotal</b>	<b>0.000</b>				<b>0.000</b>

<u>Add-ons</u>	<u>Estimated 40th day FY 2022 ADM</u>		<u>Support level weight</u>		<u>Total student count add-on</u>
K-3 Reading	0.000	x	0.040	=	0.000
K-3	0.000	x	0.060	=	0.000
ELL	0.000	x	0.115	=	0.000
HI	0.000	x	4.771	=	0.000
MD-R, A-R, SID-R	0.000	x	6.024	=	0.000
MD-SC, A-SC, SID-SC	0.000	x	5.833	=	0.000
MDSSI	0.000	x	7.947	=	0.000
OI R	0.000	x	3.158	=	0.000
OI SC	0.000	x	6.773	=	0.000
DD, ED, MIID, SLD, SLI, OHI	0.000	x	0.003	=	0.000
EDP	0.000	x	4.822	=	0.000
MOID	0.000	x	4.421	=	0.000
VI	0.000	x	4.806	=	0.000
<b>Total weighted add-on count</b>					<b>0.000</b>

Basic calculations for equalization assistance  
for charter schools  
FY 2022

<u>AOI part-time student counts</u>	<u>K-8</u>	<u>9-12</u>	<u>Total</u>
FY 2022 estimated student count	0.000	0.000	0.000

<u>Weighted student counts</u>	<u>Student count</u>		<u>Support level weight</u>		<u>Weighted student count</u>
K-8	0.000	x	1.328	=	0.000
9-12	0.000	x	1.559	=	0.000
<b>Subtotal</b>	<b>0.000</b>				<b>0.000</b>

<u>Add-ons</u>	<u>Estimated 40th day FY 2022 ADM</u>		<u>Support level weight</u>		<u>Total student count add-on</u>
K-3 Reading	0.000	x	0.040	=	0.000
K-3	0.000	x	0.060	=	0.000
ELL	0.000	x	0.115	=	0.000
HI	0.000	x	4.771	=	0.000
MD-R, A-R, SID-R	0.000	x	6.024	=	0.000
MD-SC, A-SC, SID-SC	0.000	x	5.833	=	0.000
MDSSI	0.000	x	7.947	=	0.000
OI R	0.000	x	3.158	=	0.000
OI SC	0.000	x	6.773	=	0.000
DD, ED, MIID, SLD, SLI, OHI	0.000	x	0.003	=	0.000
EDP	0.000	x	4.822	=	0.000
MOID	0.000	x	4.421	=	0.000
VI	0.000	x	4.806	=	0.000
<b>Total weighted add-on count</b>					<b>0.000</b>

**Basic calculations for equalization assistance  
for charter schools  
FY 2022**

<u>Student counts</u>	<u>Weighted student</u>		<u>Weighted add-on</u>			<u>Total</u>
Non-AOI student counts	570.293	+	68.744		=	639.037
AOI full-time student counts	0.000	+	0.000	x	0.95	0.000
AOI-part-time student counts	0.000	+	0.000	x	0.85	0.000
						<u>639.037</u>
<u>Base support level</u>			<u>Base support level adjustments</u>			
Total weighted student count	639.037		Audit service expense		\$17,560.00	
Base level amount	\$4,305.73		Adjustment for remote instructional time		\$0.00	
Base support level	<u>\$2,751,520.78</u>					<u>\$17,560.00</u>
Base support level adjustments	\$17,560.00					
Adjusted base support level	<u>\$2,769,080.78</u>					
<u>Additional assistance</u>			<u>PSD</u>	<u>K-8</u>	<u>9-12</u>	
Student count	0.000		0.000	332.000	83.000	
Additional assistance per student	\$1,875.21		\$1,875.21	\$1,875.21	\$2,185.53	
Additional assistance	\$0.00		\$622,569.72	\$622,569.72	\$181,398.99	
Total additional assistance	<u>\$803,968.71</u>					
<u>Equalization assistance</u>						
Adjusted base support level	\$2,769,080.78					
Total additional assistance	\$803,968.71					
<b>Equalization base/assistance</b>	<u><b>\$3,573,049.49</b></u>					

\*Note: This amount does not reflect any reduction to the base support level for small school weight adjustment. See the [Calculations](#) tab and the CHAR 64-1.

Page	Reference	Instruction	Summary of significant changes
Cover	General	<p>These instructions will help charter schools prepare the budget. Within the forms, blue font and light blue highlights indicate that an instruction is linked to that specific line. We have provided an instructions button that links to any general instructions or to the first instruction for a page. The forms have been set to print without "objects" so that the instructions buttons do not print.</p> <p>The cells in the prior year columns on the budget forms contain formulas that will bring forward budget amounts from the FY 2021 budget forms. However, the cells have not been protected so users may also enter the information manually. To bring forward amounts automatically, the most recently revised FY 2021 budget must be saved as budget21.xls in the C:\CSFORMS folder. If the file is not named budget21.xls, the formulas will not function properly. Excel will ask the user to update information when the budget22.xls file is opened. Users should review amounts reported in the prior year column to ensure they agree to the school's most recently revised FY 2021 budget.</p> <p>Schools should complete the Data Entry page before completing pages 1 through 4. To ensure that the Arizona Department of Education (ADE) can properly access the school's data, do not change formulas without specific instructions from either the Arizona Auditor General's Office, Accountability Services Division, or ADE, School Finance.</p>	
Cover	CTDS number	This cell will only accept entries of 9 digits. Do not include any slashes, dashes, etc. Enter the school's CTD number plus 3 zeros.	
Cover	Version	<p>The version of the budget being submitted on the cover page is formatted with a drop-down menu. Select the appropriate choice from the menu: Proposed, Adopted, or Revised (including the revision number). Enter only menu choices in the cell.</p> <p>All information on the cover page must be completed/updated when the proposed, adopted, or revised budget is printed out for the Governing Board to sign. All information, excluding the revenue information, must also be updated when the budget is revised.</p>	
Cover	Estimated revenues	Base estimated revenues by source for FY 2022 on the best information available at the time the budget is prepared. Estimated revenues may be more or less than estimated expenses.	
Cover	Average teacher salary	In accordance with A.R.S. §15-189.05, a school's budget shall include the prominent display of the average salary of all teachers the school employed for the budget and prior years, and the increase in the average salary of all teachers the school employed for the budget year reported in dollars and percentage. Schools must also prominently post this information on their home page separately from its budget. The statute does not provide a definition of a teacher. Each charter should be consistent in the type of salary information included in this table from year to year. An optional comment box is available to provide any additional detail regarding the average teacher salary calculation. Schools should revise the average teacher salary information anytime it submits a revised budget to ADE.	
Charter contact info	Charter contact info	Fill in the contact information for all positions listed on this tab. If any of the positions do not exist at your school, please fill in the appropriate person to contact related to that topic.	

Page	Reference	Instruction	Summary of significant changes
1	General	<p>Only report budgeted expenses for 1000-Schoolwide Project and 1500-1999-Other Special Projects on lines 1 through 32. Do not include the Classroom Site Project (project code 1010), Instructional Improvement Project (project code 1020), Structured English Immersion Project (project code 1071), Compensatory Instruction Project (project code 1072) or Federal and State projects (project codes 1100 through 1499) expenses.</p> <p>Report budgeted expenses for programs 200-special education and 270-vocational and technical education on lines 16-27. Report budgeted expenses for program 400-pupil transportation on line 28.</p> <p>Do not report depreciation expense on the budget forms. Only report purchases of capital assets (land and land improvements, site improvements, buildings and building improvements, equipment, and construction in progress) in the capital acquisitions section of page 2.</p>	Clarified instructions to ensure consistent reporting with the Charter School Accounting Data AFR.
1	Program 550	<p>Schools should budget for K-3 Reading Program expenses in program code 550.</p> <p>The State Board of Education must give approval to a school before any portion of the monies generated by the K-3 Reading support level weight may be distributed to the school. A.R.S. §15-211. Contact ADE's Move on When Reading program area with questions concerning the K-3 Reading plan requirement and approval status at:</p> <p><a href="http://www.azed.gov/mowr/">http://www.azed.gov/mowr/</a></p>	
1	Federal and State projects, line 37	<p>Include the total of federal and State project expenses (project codes 1100 through 1499 from page 2) on line 37. Schools should not include federal and State project expenses with other Schoolwide Project expenses on lines 1 through 36.</p>	
1	Employee benefits	<p>Schools participating in the Arizona State Retirement System should budget in object code 6200 at the rate of 12.22 percent for retirement contributions and 0.19 percent for long-term disability contributions for covered positions. For positions subject to the Alternate Contribution Rate, schools should budget at the rate of 10.22 percent.</p>	Updated contribution rates.
2	Federal and State projects	<p>Separate accountability is required for each federal and State project. Therefore, charter schools should estimate the expenses for each federal or State project in which the school participates. The totals on line 33 should agree with the total columns for federal and State projects on line 37 of page 1. A.R.S. §15-1261 requires charter schools to establish an E-rate Project to account for any E-rate funding the school receives. Include monies budgeted for the E-rate Project and monies received from the Coronavirus Aid, Relief, and Economic Security (CARES) Act, the Coronavirus Response and Relief Supplemental Appropriations (CRRSA) Act, the American Rescue Plan (ARP), and any other COVID-19 federal relief projects, including Elementary and Secondary School Emergency Relief (ESSER, ESSER II, and ESSER III), the Governor's Emergency Education Relief (GEER, GEER II), and Enrollment Stability Grant (ESG) monies within Other Federal Projects on line 17.</p>	Updated instruction to include reporting for all COVID-19 federal relief projects.



Page	Reference	Instruction	Summary of significant changes
2	College Credit Exam Incentives	Schools that receive monies from the College Credit By Examination Incentive Project per A.R.S. §15-249.06 should deposit them in Project 1456—College Credit Exam Incentives. Distribute at least 50 percent of the bonus monies received from this program to the classroom teacher for each student who passes a qualifying exam and to other teachers of relevant subjects who instructed that student, including but not limited to teachers in the same department or subject matter that contributed to the student passing the exam, as identified by the governing body or the school principal. The remainder of any bonus monies received from this program must be allocated by the school principal on behalf of students who receive a passing score and may be used for teacher professional development or student instructional support, reimbursement of exam fees, or instructional materials.	
2	Results-based Funding	Schools that receive monies from the Results-based Funding Project per A.R.S. §15-249.08 should deposit them in Project 1457—Results-based Funding. Monies received should not supplant monies budgeted or received from any other source that are generally provided to that school. The majority of the monies received must be used at the school that earned the results for teacher salaries, to hire teachers, for school leader salaries, for classroom supplies and for other strategies to sustain outcomes for students at that school. A portion of the monies received may be used for expanding and replicating that school site as a quality school model.	
2	Arizona Industry Credentials Incentive	Schools that receive monies from the Arizona Industry Credentials Incentive Project per A.R.S. §15-249.15 should deposit them as a separate State project using project object code beginning with 14XX. Monies received must be used for instructional costs and professional development for a career technical education program teacher to become a certifying professional for an approved certificate, credential or license; to offset the students' cost of certification, credentialing or licensure; for developmental costs related to creating, expanding or improving an approved site of a certificate, credential or license career technical program or course; for instructional hardware, software or supplies required for the certification, credentialing or licensure; for career exploration in any school grade and awareness activities for parents, students and the community for the approved sectors.	
2	Capital acquisitions	<p>Enter the increase in the capital asset accounts (intangible assets, land and land improvements, site improvements, buildings and building improvements, equipment, and construction in progress) for assets to be acquired by purchase, lease purchase, or construction for all projects.</p> <p>If the school budgets for capital acquisitions related to the K-3 Reading Program, include the increase in the capital asset accounts for those acquisitions by asset type on lines 1 through 6. The total of all capital acquisitions for the K-3 Reading Program should be reported on line 8.</p>	Added reporting for intangible assets.
2	Special education programs by type	Schools budgeting for special education expenses in program code 200 should report amounts allocated by program type on page 2. Supporting documentation should be retained for the allocation of expenses budgeted for individual special education programs.	
2	Special education programs by type, line 1	Schools should budget total expenses for the disability classifications defined in A.R.S. §15-761.	

Page	Reference	Instruction	Summary of significant changes
2	Special education programs by type, line 9	Schools should budget for total transportation expenses within program 400 for transporting students whose IEPs will require transportation as necessary for the provision of free and appropriate public education (FAPE).	Added for consistent reporting with the AFR.
2	Selected expenses by type	<p>Audit services expense should be the total audit costs to be incurred during the budget year.</p> <p>Classroom instruction expenses should be the total of expenses budgeted in function code 1000 for program codes 100, 200, and 500 for the budget year.</p>	
2	State equalization assistance budgeted for food service expenses	Schools participating in the National School Lunch Program are required to spend a portion of their State equalization assistance to support the operation of their food service program. Schools must report on their budget the amount of State equalization assistance that will be expended for their food service program during the 2022 school year. This amount will be used to determine school compliance with State matching requirements pursuant to CFR Title 7, §210.17(a). ADE's Health and Nutrition Services will verify that the amount reported on the budget was reported as spent when schools' annual financial reports are submitted. Direct any questions related to State matching requirements to Health and Nutrition Services at (602) 542-8700.	
2	Instructional Improvement Project	See USFRCS page III-B-1 for guidance on using the Instructional Improvement Project (Project 1020).	
2	Instructional Improvement Project, lines 3 and 4	Instructional Improvement Project monies spent for dropout prevention programs and instructional improvement programs must be spent for maintenance and operation purposes only.	
2	Debt service	Debt service amounts should include budgeted interest and redemption of principal for all programs. Interest should be budgeted expenses for object code 6850. Redemption of principal should include budgeted payments for principal on capital leases and other long-term debt that will be recorded as a reduction of the related liability.	Added for consistent reporting with the AFR.
2	Full-time equivalent teachers	Report the estimated full-time equivalent (FTE) certified, noncertified, and contract teachers on lines 1-3, respectively. These amounts may include fractional FTE for part-time teachers. A teacher should be reported on only 1 line. If a teacher is both a certified and contract teacher, report only the applicable FTE on line 3. Do not include instructional aides or assistants.	Added for consistent reporting with the AFR.

Page	Reference	Instruction	Summary of significant changes
3	Classroom Site Project	Schools receive revenues from the Classroom Site Project (CSP) each year. A.R.S. §15-977(G)(1) requires the Joint Legislative Budget Committee to calculate an estimated per pupil amount each year. For FY 2022, the estimated cash payment is \$733 per “Group A weighted” pupil (CHAR55 Tab, Total of Non-AOI weighted student count—line 17, AOI full-time weighted student count—line 52, and AOI part-time weighted student count—line 86). The FY 2022 CSP YTD Payments Reports will be available on ADE’s website beginning in August 2021 at <a href="http://apps.azed.gov/SchoolFinanceReports/Reports">http://apps.azed.gov/SchoolFinanceReports/Reports</a>	Laws 2021, Chapter 67 removed the requirement that charter schools allocate CSP revenues to specific projects. Additionally, CSP monies now can be used for teacher compensation, including a base pay and performance pay component, and student support services.
3	Classroom Site Project	Expenses made from the CSP (1010) should be made in accordance with A.R.S. §15-977. Schools may establish any CSP subprojects (1011-1019) to track monies for specific allowable purposes or separately account for carryover balances and other one-time CSP monies. One total budget for all CSP monies must be reported here, in Project 1010.  In accordance with A.R.S. §15-977(H), expenses for teacher liability insurance premiums may be allowable under CSP—1010.  Include allowable CSP amounts for function 3300—community service operations on this line. For example, if a charter included a community school program, such as preschool for children without disabilities, as a CSP-eligible program related to its educational mission, expenses for teacher salaries and related expenses may be allowable under CSP.	
3	Classroom Site Project budgeted property payments	Include allowable budgeted property disbursement, interest, and redemption of principal payments made in accordance with §15-977. Property disbursements should include budgeted payments for capital acquisitions, not including related capital lease or other debt service payments. Budgeted interest expenses will be charged to object code 6850. Redemption of principal should include budgeted payments for principal on capital leases and other long-term debt that will be recorded as a reduction of the related liability.	
4	English Language Learner Project	See USFRCS page III-B-2 for guidance on using the English Language Learner Project (Project 1071). To efficiently record English Language Learner expenses, schools should be using program code 260, special education—ELL incremental costs and program 430, pupil transportation—ELL incremental costs, as applicable.	
4	Compensatory Instruction Project	See USFRCS page III-B-2 for guidance on using the Compensatory Instruction Project (Project 1072). To efficiently record English language learner and compensatory instruction expenses, schools should be using program codes 265, special education—ELL compensatory instruction and program 435, pupil transportation—ELL compensatory instruction, as applicable.	
Budget summary	General	The information on the Budget Summary is self-populating and will be automatically brought forward from the other pages of the Budget.	